



TIPS & ADAPTERS

At CTP we carry a wide variety of tips, adapters, shanks and wear protection bars for excavators, loaders, bulldozers and motor graders. Our broad selection of adapters includes everything from weld on to bolt on options.

CTP Tips and Adapters deliver strength, durability, performance and productivity. They provide longer wear life which translates into less downtime and lower maintenance costs.

Side Pin Teeth

Picture	Type	Application	J200	J225	J250	J300	J350	J400	J450/ J460	J550	J600	J700	J800
	Short	For high-impact jobs and pry-out work (such as rock)	1U3201	6Y6221	1U3251	1U3301	1U3351	7T3401	9W8451	9W8551	6I6601		
	Long	For use in most general applications. Good resistance and penetration.	1U3202	6Y3222	1U3252	1U3302	1U3352	7T3402	9W8452	9W8552	6I6602	4T4702	
	Long Tip	For use in low impact for low to medium abrasiveness	1959209		1681253	1681301	1681351	1681401	1681451				
	Heavy Duty Abrasion	Extra metal for longer wear life	4T2203	6Y6223	9N4253	9N4303	9N4353	7T3403	9N4453	6Y2553	6I6303	9U9703	6I8803
	Heavy Duty Long	Provides more strength and penetration. For use in compact materials.		8E4222	9N4252	9N4302	9N4352	8E4402	9N4452	9N4552	7Y0602		
	Heavy Duty Penetration	3 to 5 times more wear life than standard tips				1359300/ 9N4303HD	1441358/ 9N4353HD	1359400/ 7T3403HD	1386451/ 9N4453HD	1386552/ 6Y2553HD	1359600	1359700	1359800
	Penetration	For use in densely compacted material (such as clay)	1U3209	6Y8229	9J4259	9J4309	9J4359	6Y7409	9W8459	9W8559	7I7609	4T4709	
	Penetration Extended	Offers the perfect combination of strength and a prolonged penetration wear life	1U3202V	6Y3222V	1U3252V	1835300/ 1U3302V	1681359/ 1U3352V	16811409/ 7T3402V	1590459/ 9W8452V	1590559/ 9W8552V	1590607	1711709	
	Twin Tiger	Use for severe digging in rock and frost	1358208	1358228	1358258	1359308	1359357	1359408	1386458				
	Sharp Center	Applications that require use in densely compacted material such as clay	9W8209		9W8259	9W8309	9W2359	6Y5409	7T8459	9W6559			
	Flare (wide)	Applications that require a clean floor/less spillage	1099200	1863010	3G8250/ 2085254	4T1300/ 1073300	8J3350/ 1073350	7T3400/ 1073400	8J1450/ 1073450	1073550			
	Standard Pin		8E6208	6Y3228	8E6258	1073308	1140358		6Y2527	1073378	1139608		
	Heavy Duty Pin			1324762	1324763	1324766	1140358	1167408	1140468	1073378	1139608	1134708	1341808
	Standard Retainer		8E6209		8E6259	8E6259	8E6359		8E6359	8E5559	6I6609		
	Heavy Duty Retainer Assembly			1495733	1495733	1495733	1140359	1167409	1073469	1078559	1139609	1134709	1341809


For Reference: 3.0" = J300 FAMILY - 3.5"= J350 Family - 5.5"=J550 Family.
The last Three digits describe the family.

Reference Chart

Family	Pocket Size	Machines
J200	20=2.0"	416, 426, 428, 436, 910, 931, 935, 307
J250	25=2.5"	916-930, 936, 941, 943, 951, 953, 205 THRU 214,225,229,311,312,320
J300	30=3.0"	950,953B THRU 966, E180, 215, 235, 205 THRU 214, 315,320,322
J350	35=3.5"	966B, 977, 980, E180, E240, 213B, 215 THRU 229, 320,322,325,330
J400	40=4.0"	980G,322,325,330
J450	45=4.5"	983,988,988B,225,229,E300,235,325,330, 345, 350
J550	55=5.5"	988G, 992, 235, 245, 345, 350, 375
J600	60=6.0"	990, 992
J700	70=7.0"	992, 994
J800	80=8.0"	994

For Reference: 3.0" = J300 FAMILY - 3.5"= J350 Family - 5.5"=J550 Family.
The last three digits describe the family.

Ripper Teeth



Ripper teeth are used in very hostile environments, making it necessary to purchase a quality brand. CTP Branded ripper teeth provide rapid penetration and aggressive ripping angle, along with increased impact resistance. Centerline teeth are used in conditions where penetration is not a problem, compared to penetration teeth which are used in conditions where penetration is difficult.

Part No.	Type	Application	Pin	Lock
6Y0309	Penetration	951, 955, 140, 140G	1368308	1140359
9W2451	Centerline-Short	D8, D8K, D8L, D8N, D8R, D9, D9H, D9N, D9R	6Y3394	8E4743
9W2452	Centerline-Intermediate	D8, D8K, D8L, D8N, D8R, D9, D9H, D9N, D9R	6Y3395	8E4744
4T5452	Penetrator-Intermediate	D8, D8K, D8L, D8N, D8R, D9, D9H, D9N, D9R	6Y3396	8E4745
6Y0352	Centerline-Intermediate	D5, D6, D7, 973, 977, 983, 14G, 16G	1140358	1140359
6Y0359	Penetrator-Long	D5, D6, D7, 973, 977, 983, 14G, 16G	1140358	1140359
4T4453	Centerline-Long	D8, D8K, D8L, D8N, D8R, D9, D9H, D9N, D9R	6Y3394	8E4743
4T4501	Centerline-Short	D9L, D10, D11	6Y1204	6Y1202
4T4502	Centerline-Intermediate	D9L, D10, D11	6Y1204	6Y1202
4T5501	Penetrator-Short	D9L, D10, D11	6Y1204	6Y1202
4T5502	Penetrator-Sharp	D9L, D10, D11	6Y1204	6Y1202
4T5503	Penetrator-Long	D9L, D10, D11	3G0500	N/A
8E8503	Centerline-Long	D9L, D9R, D9T, D10, D10N, D10R, D10T, D11	6Y1204	6Y1202
9W4552	Centerline-Intermediate	D11	9N4245	6Y1205
9W4551	Centerline-Short	D11	9N4245	6Y1205
6Y3552	Penetrator-Intermediate	D11	9N4245	6Y1205

*Other part no. not included in the list are available. Please contact your sales representative if you have any questions.
Part Numbers are used for reference purposes only


Ripper Shanks




Machine Model	Shank	Protector	Center Ring	Pin and Washer	Center Ring	Pin and Washer	Tooth	Center Pin	Pin and Washer
931, 933, 939, D3, D4C, 135H, 120H	8J5299						1U3209, 1U3201, 9W8209, 1U3202		8E6208, 8E6209
943, 953	1U1257						9J4259, 1U3251, 9W8259		8E6258, 8E6259
941, 951, 955, 963, 12, 14, 130, 140, 143H, 160H	9J8913 9J6586						4T4302, 6Y0309	8J1433	1368308, 1U2405
16, 973, 977, D5, D6	9J8923 9J3139						4T4352, 6Y0359		8E6358, 1U2405
D7	9W7382						4T4352, 6Y0359		8E6358, 1U2405
D7, D8, D9	7J2459	7J2352 7J2351	7J9600		6J8811		7J3309, 7J3312	7J9600	
D8K	1073485 1073486 8E5346	8E1848		6Y3394 8E4743		6Y3394 8E4743	9W2452, 9W2452, 8E5570, 1140453, 4T5451, 4T5452, 8E5571		6Y3394, 8E4743
D8L	8E5342 8E5340	8E1848		6Y3394 8E4743		6Y3394 8E4743	9W2452, 9W2452, 8E5570, 1140453, 4T5451, 4T5452, 8E5571		6Y3394, 8E4743
D8N	8E5347 8E5340 8E5346	8E1848		6Y3394 8E4743		6Y3394 8E4743	9W2452, 9W2452, 8E5570, 1140453, 4T5451, 4T5452, 8E5571		6Y3394, 8E4743
D9H	1073485 1073486 8E5345	8E1848		6Y3394 8E4743		6Y3394 8E4743	9W2452, 9W2452, 8E5570, 1140453, 4T5451, 4T5452, 8E5571		6Y3394, 8E4743
D9L	8E8414	9W8365		6Y3909 4T4707		6Y3909 4T4707	4T4501, 4T4502, 4T4503, 4T5501, 4T5502, 8E5572, 4T5503		6Y3909, 4T4707
D9N	8E5339 8E5346	8E1848		6Y3394 8E4743		6Y3394 8E4743	9W2452, 9W2452, 8E5570, 1140453, 4T5451, 4T5452, 8E5571		6Y3394, 8E4743
D11, D11N	1049277	9N4621	9W1821		9W1821		9W4551, 9W4552, 6Y3552	9W1821	

*Other part no. not included in the list are available. Please contact your sales representative if you have any questions.
Part Numbers are used for reference purposes only


Shank Protectors

			
Recommended for all applications with D8 or larger rippers to provide more strength and wear resistance.			
Part No.	Model	Pin	Lock
6J8814	D8K	6Y3394	8E4743
6Y8960	D11N	6Y1204	6Y1202


Adapter Shanks

		
Part No.	Nose	Application
8E8418	9U9694	D8, D8L/N/K/R, D9, D9N, D9R, D9H
1U3630		D9L, D10, D11
1038115		D9L, D9R, D10, D11

Bucket Sidebar Protectors






			
Provide protection for the sides of the bucket.			
Model	Sidebar Protector	Pin	Retainer Ass
980F, 980G	1358246 (2)	1359292 (4)	1140359 (4)
988B/F/G	9J9600 (2)	1359350 (4)	1140359 (4)
990, 992C/D/G	1U0740 (2)	1330738 (4)	1078559 (4)
966G, 972G	1358246 (4)	1359292 (8)	1140359 (8)
385B/C, 980H, 980K	1250800 (2)	8E4708(4)	4T4707(4)
320C, 320D	1122489 (2)	1122490 (4)	1320999 (4)

Bolt on Unitooth


			
Tip and adapter are one integrated piece for easy installation and lower initial costs.			
Part No.	Family	Bolt	Nut
1358203	J200	4F3656	4K0367
1U1857	J250	8J2928	8J2933
1U1877	J300	8J2928	8J2933
8E1637	J300	8J2928	8J2933
8J6207	J200	5J4771	2J3506
1324720		1592953	8T4778

*Other part no. not included in the list are available. Please contact your sales representative if you have any questions. Part Numbers are used for reference purposes only


Shanks and Pins for Motor Graders

Picture	Part No.	Description
	9F5124	Shank Tooth
	6Y5230 / 2D5572	Tooth Scarifier
	5B6251	Shank Tooth Outside Notch
	5K1459	Lock Pin
	5K1458	Grommet

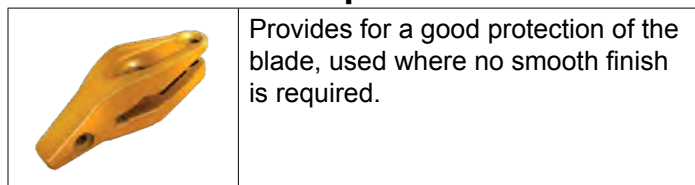
Bolt on Corner Adapter

		Prevent the edge from scalloping between the teeth. Reduces stress, adding service life in high-wear applications and leaves a cleaner work surface.			
Family	Model	Left	Right	Bolt	Nut
J200	910, 931, 935, IT12	1U2208	1U2209	6F0196	2J3505
J250	916, 920, 926, 930, 936, 941, 943, 951, 953, IT18, IT28	3G4258	3G4259	4J9058	8J2933
J300	944, 950/B/E/F, 960F	3G4308	3G4309	6V6535	5P8362
J300	953B/C, 963	3G4308	3G4309	4J9058	8J2933
J300	966C	3G8308	3G8309	5P8823	5P8362
J350	960F, 963B, 966D/E, 966, 970F, 973, 977	3G5358	3G5359	5P8823	5P8362
J350	980A/B/C/F/G	1U1358	1U1359	6V8360	5P8362

2-Bolt Corner Adapters

						
Family	Model	Left	Right	Bolt	Bolt	Nut
J250	920, 924F, 926, 928/F/G, 930, 936/B/E/F, 938F, 938, 941, 943, 951, 953	6I9250	6I9251	4J9058	4F4042	2J3507
J300	944, 950, 953, 953C963, 950B/E/F, 960F	8E5308	8E5309	8T9079	6V8360	3K9770
J350	963, 966, 973, 977	8E5358	8E5359	5P8361	6V6535	3K9770
J400/J460	980, 988	6I8244	6I8243	8T9079	6V8360	3K9770

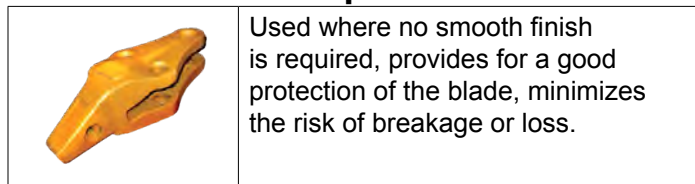
Bolt on Center Adapter-2 holes



Provides for a good protection of the blade, used where no smooth finish is required.

Family	Model	Part No.	Bolt	Nut
J200	416, 426, 428, 436	8E2184	4F3656	4K0367
J200	938, 939, 914G	9J4207	5J4771	2J3506
J250	916, 920, 926, 930, 936, 941, 943, 951, 953, IT18, IT28	1U0257	8J2928	8J2933
J300	944, 950, 953B, 953C	1U0307	8J2928	8J2933
J300	944, 950B/E/F	4T4307	5P8136	8J2933
J300	966C	3G9307	5P8361	5P8362
J350	966C, 970F, 973, 977	3G3357	5P8361	5P8362
J350	980A/B/C/G/F	1U1357	5P8361	5P8362

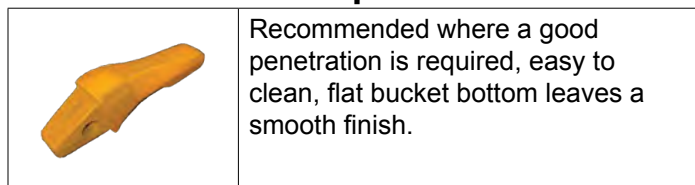
Bolt on Center Adapter-3 Holes



Used where no smooth finish is required, provides for a good protection of the blade, minimizes the risk of breakage or loss.

Family	Model	Part No.	Bolt	Nut	Pin
J300	966C	3G5307	8J2928	8J2933	1073308
J350	977	3G1357	8J2928	8J2933	1140358

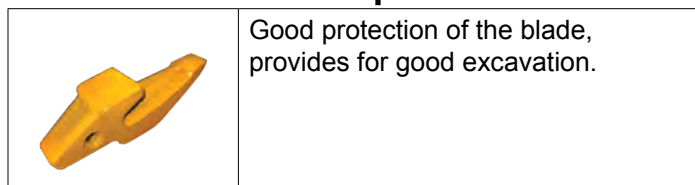
Flush Mounted Adapters



Recommended where a good penetration is required, easy to clean, flat bucket bottom leaves a smooth finish.

Part No.	Family	Position	Model
J200	416, 426, 428, 910, 931, 935	4T1204	Center
J250	930, 936, 941, 943, 951, 953	1U1254	Center
J300	950, 955, 963, 966C	1U1304	Center
J350	966D, 973, 977, 980	1U1354	Center
J400	980	1073404	Center
J460	983, 988	8E0464	Center
J460	983, 988	8E0465	Right
J460	983, 988	8E0466	Left

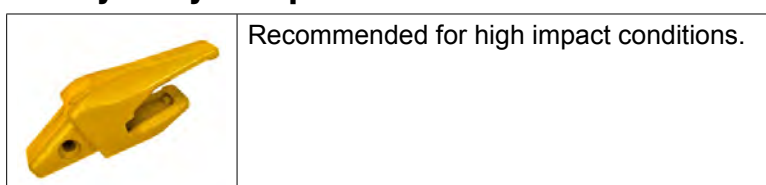
Weld on Bottom Strap



Good protection of the blade, provides for good excavation.

Family	Part No.	Position
J200	8J7525	Center
J250	3G0169	Center
J300	9J8929	Center
J350	1U1352	Left
J350	1U1350	Center
J350	1U1351	Right

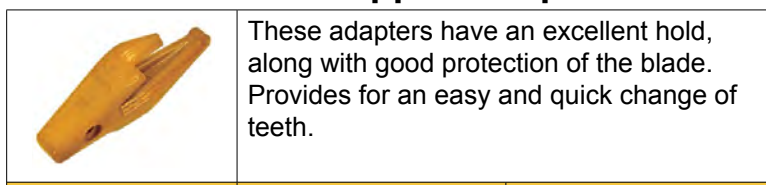
Heavy Duty Adapters



Recommended for high impact conditions.

Family	Model	Part No.	Position
J350	966	1359356	Left
		1359354	Center
		1359355	Right
J400	980	1258406	Left
		1258404	Center
		1258405	Right
J460	988	1140466	Left
		1140464	Center
		1140465	Right
J550	990, 992	1073556	Left
		1073554	Center
		1073555	Right

Weld on Double Strapped Adapters



These adapters have an excellent hold, along with good protection of the blade. Provides for an easy and quick change of teeth.

Part No.	Part Position	Family
6Y3224	Center	J220
6Y3254	Center	J250
9W1304	Center	J300
3G6304	Center	J300
3G6305	Right	J300
3G6306	Left	J300
6I6354	Center	J350
6I6355	Right	J350
6I6356	Left	J350
6I6404	Center	J400
6I6405	Right	J400
6I6406	Left	J400
1590464	Center	J460
8E3466	Left	J460
8E3464	Center	J460
8E3465	Right	J460
6I6554	Center	J550
6I6604	Center	J600
6I6605	Right	J600
8E9490	Center	J300
6I6554	Center	J550
3G8354	Center	J350
3G8355	Right	J350
3G8356	Left	J350
8E6464	Center	J460
3G9494	Center	J550
1711704	Center	J700
6I8804	Center	J800

*Other part no. not included in the list are available. Please contact your sales representative if you have any questions. Part Numbers are used for reference purposes only